

SALAD DISPLAY CASES

SSCD Self Contained

DELUXE SALAD SHOW CASE W/ CURVED FRONT GLASS

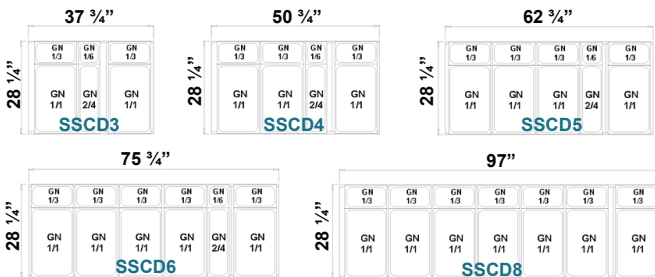


SSCD6

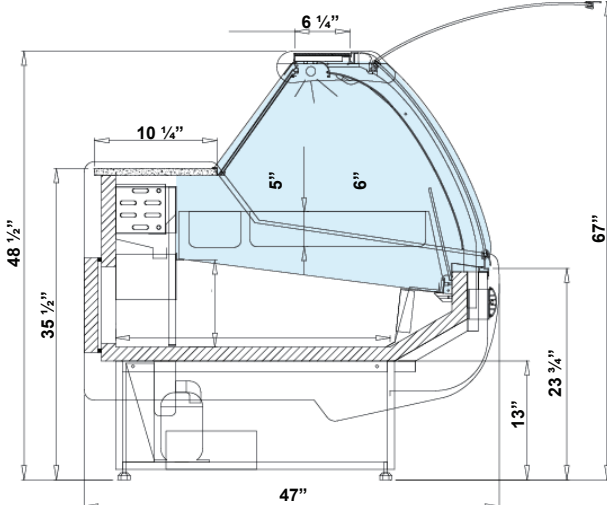
Standard Features

- Curved front glass
- Granite work counter
- Body white finish
- Illuminated display area
- Lamp with LED light
- Automatic defrost cycle
- Digital temperature display
- Automatic condensation disposal

Technical Drawings



*Pans not included in price



***All equipment designed to operate in controlled environment below 75°F (+24°C) temperature and HR 55% relative humidity.

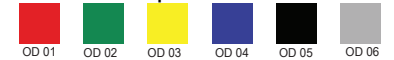
Options

- Other colors available
- Internal frame painted silver or gold


Metal elements colors



Plastic bumpers colors



Plastic sides colors



Granite colors



Aluminum profiles colors



Dimensions

Model	Dimension W x D x H	Weight (lbs / kg)
SSCD3	41" x 47" x 48 1/2"	287 / 130
SSCD4	54" x 47" x 48 1/2"	364 / 165
SSCD5	65 3/4" x 47" x 48 1/2"	430 / 195
SSCD6	78 3/4" x 47" x 48 1/2"	485 / 220
SSCD8	100" x 47" x 48 1/2"	650 / 295
SSCD10	128 1/2" x 47" x 48 1/2"	
SSCD12	150 3/4" x 47" x 48 1/2"	

Voltage

- SSCD3~8 115V / 1ph / 60 Hz / 8A, max. fuse: 15A
- SSCD10,12 2X 115V / 1ph / 60 Hz / 8A, max. fuse: 15A

* Specifications are subject to change without notice.

**All measurements are approximates.