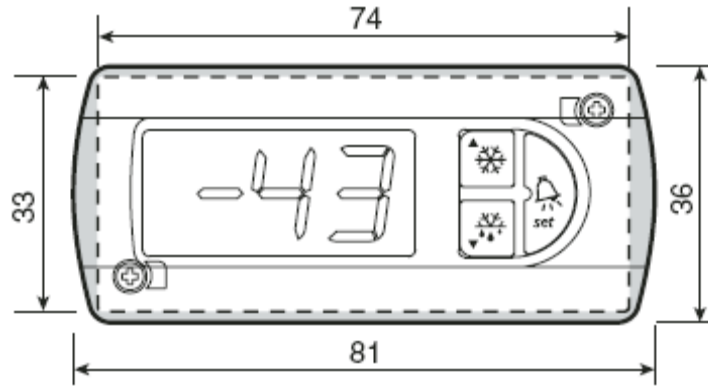


IGLOO FOOD EQUIPMENT


370 NORFINCH DRIVE, TORONTO, CANADA, M3N 1Y4
TEL: 416-663-3051 FAX: 416-663-5793 TOLL FREE: 1-888-408-8819

CHANGING THE WORKING TEMPERATURE ON IGLOO SHOWCASE




The working temperature range for the unit is factory preset.

You may change these settings at your own risk.

1. Press the  button and hold for not more than 2 second, until the value shown on display begin to flash. Do not push the button more than 2 second because you would enter in a different section of programming.
2. The flashing value you see on the display is the minimum temperature set by the factory. The difference set between minimum and maximum temperature is 3 degrees Celsius. Therefore, if you need a maximum temperature of let say 7 degrees Celsius you should setup the minimum temperature to 4 degrees Celsius and that is the value you see on the display.
3. To setup the minimum value of the working range increase or decrease the flashing

value using the  and/or  buttons until the required value is displayed.

4. Once reached the required value, push shortly the  button to save the new setup.

Web: www.igloorefrigeration.com

Keep It Cool